



Fact Sheet

Where should smoke alarms be installed?

Smoke alarms must be installed in the following premises/dwellings -

Residential premises means:

- (a) Class 1a - A single dwelling being a detached house, or one or more attached dwellings, each being a building, separated by a *fire-resisting* wall, including a row house, terrace house, town house or villa unit.

Class 1b - Approved/licensed boarding house, guest house, hostel or the like with a total area of all floors not exceeding 300m², and where not more than 12 reside, and is not located above or below another dwelling or another Class of building other than a private garage.
- (b) a class 2 building – a sole occupancy unit in a building containing 2 or more dwelling units (eg., flats, apartments); or
- (c) a class 3 building – a residential building for a number of persons such as a large scale boarding house, guest house, hostel, the residential part of a hotel, motel, school accommodation for the aged, disabled or children; or residential part of a health care building or detention centre; or
- (d) a class 4 part of a building – a dwelling unit that is a part of a commercial use (eg., a caretakers or managers flat).

Moveable dwelling means:

- (a) a manufactured home; or
- (b) a caravan; or
- (c) a permanently sited tent that
 - (i) has a permanent floor structure; and
 - (ii) is used or offered for use for residential purposes

Definition - Manufactured Home:

A structure that:

- (a) has the character of a dwelling house; and
- (b) is designed to be able to be moved from one place to another; and includes an annex attached to the structure.

Definition – Caravan:

A habitable structure designed to be towed or carried by a motor vehicle (whether or not the structure has wheels), and includes an annex attached to the structure. This would include motor homes, demountables, transportables and other structures used for accommodation purposes.

Definition - Permanently sited tent:

A tent that:

- (a) has a permanent floor structure; and
- (b) is used or offered for use for residential purposes

Installation

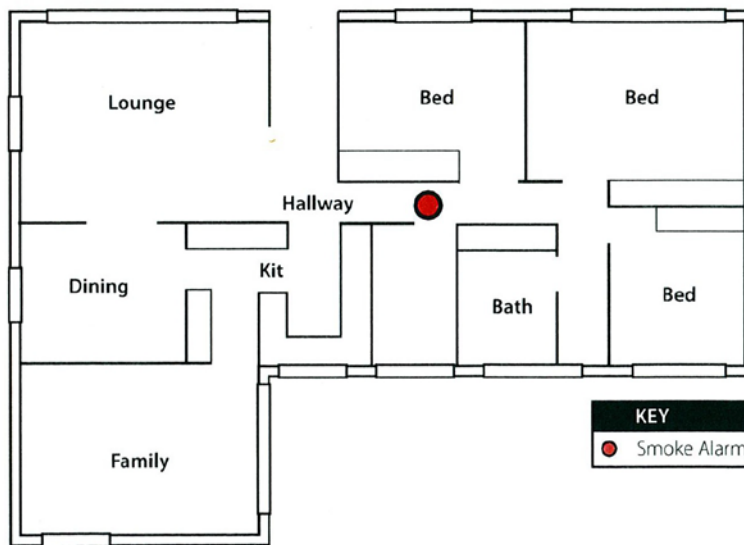
Residential premises smoke alarms must be installed in accordance with the following:

Class 1a buildings

Smoke alarms must be installed in a Class 1a building on or near the ceiling in

- (a) any storey containing bedrooms
 - (i) between each part of the dwelling containing bedrooms and the remainder of the dwelling; and
 - (ii) where bedrooms are served by a hallway, in that hallway; and
- (b) any other storey not containing bedrooms

Figure 1 – Class 1a and Class 2 buildings

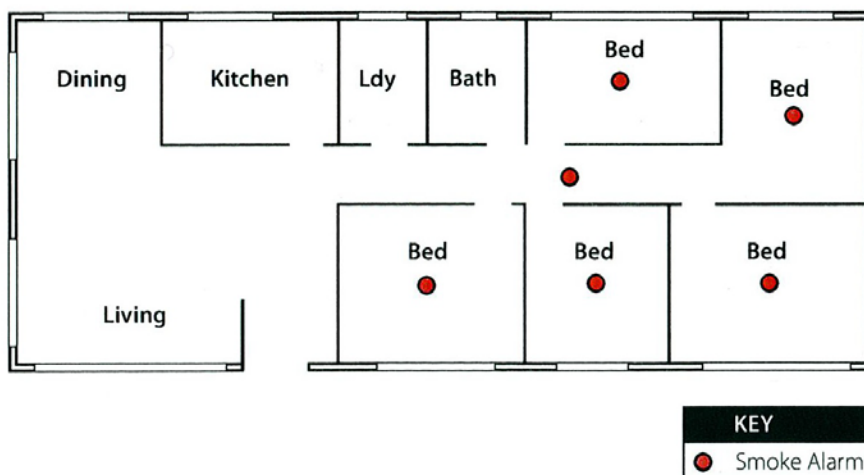


Class 1b buildings

In a Class 1 b building, smoke alarms must be installed on or near the ceiling –

- (a) in every bedroom and associated hallway; and
- (b) on each other storey.

Figure 2 – Class 1b buildings



Caravan

For a caravan, one smoke alarm must be installed on the ceiling of the caravan.

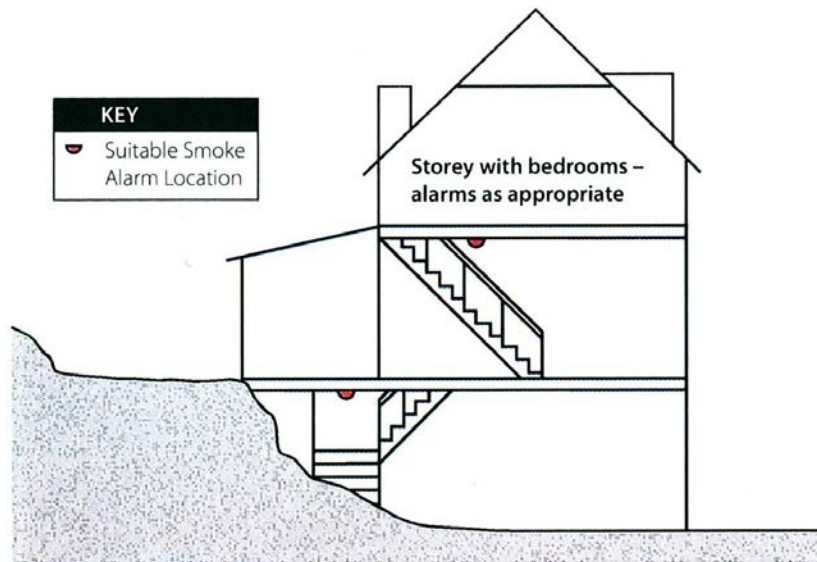
Manufactured home to which sub regulation (1) does not apply and for a tent, smoke alarms must be installed on or near the ceiling –

- (a) in every corridor or hallway associated with a bedroom; or
- (b) if there is no corridor or hallway associated with a bedroom – between the part of the dwelling containing the bedroom and the remainder of the dwelling.




Multilevel homes and properties

Smoke alarms should be installed in each bedroom, in corridors and hallways that lead to exits and the living area. If you are installing smoke alarms in a multilevel home or property you should have an additional alarm in the stairway between each level. Often people sleep with their bedroom doors closed at night and only a smoke alarm installed in that room will detect a fire fast enough to get out safely.

Figure 3 – Multilevel homes and properties

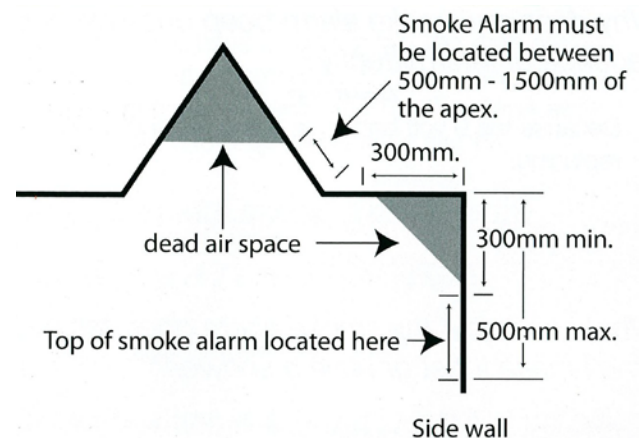


Smoke alarms should be installed on or near the ceiling, with special care taken to avoid installation in the following areas –

-  the apex of cathedral ceilings
-  the corner junction of walls and ceilings
-  between exposed beams, where there may be a dead air space

If it is not practical to install the smoke alarm on the ceiling, then it may be installed on the wall between 300mm to 500mm below the ceiling.

For cathedral ceilings, between 500mm and 1500mm from the apex to the top of the alarm.



If it is not practicable for a smoke alarm to be installed at the location required under this regulation, the smoke alarm may be installed at another location that will provide a warning to occupants of the residential premises or moveable dwelling, for example a smoke alarm that is regularly activated by steam from a bathroom or smoke or fumes from a kitchen may be moved to another appropriate location.